

The X Generation



whaledent

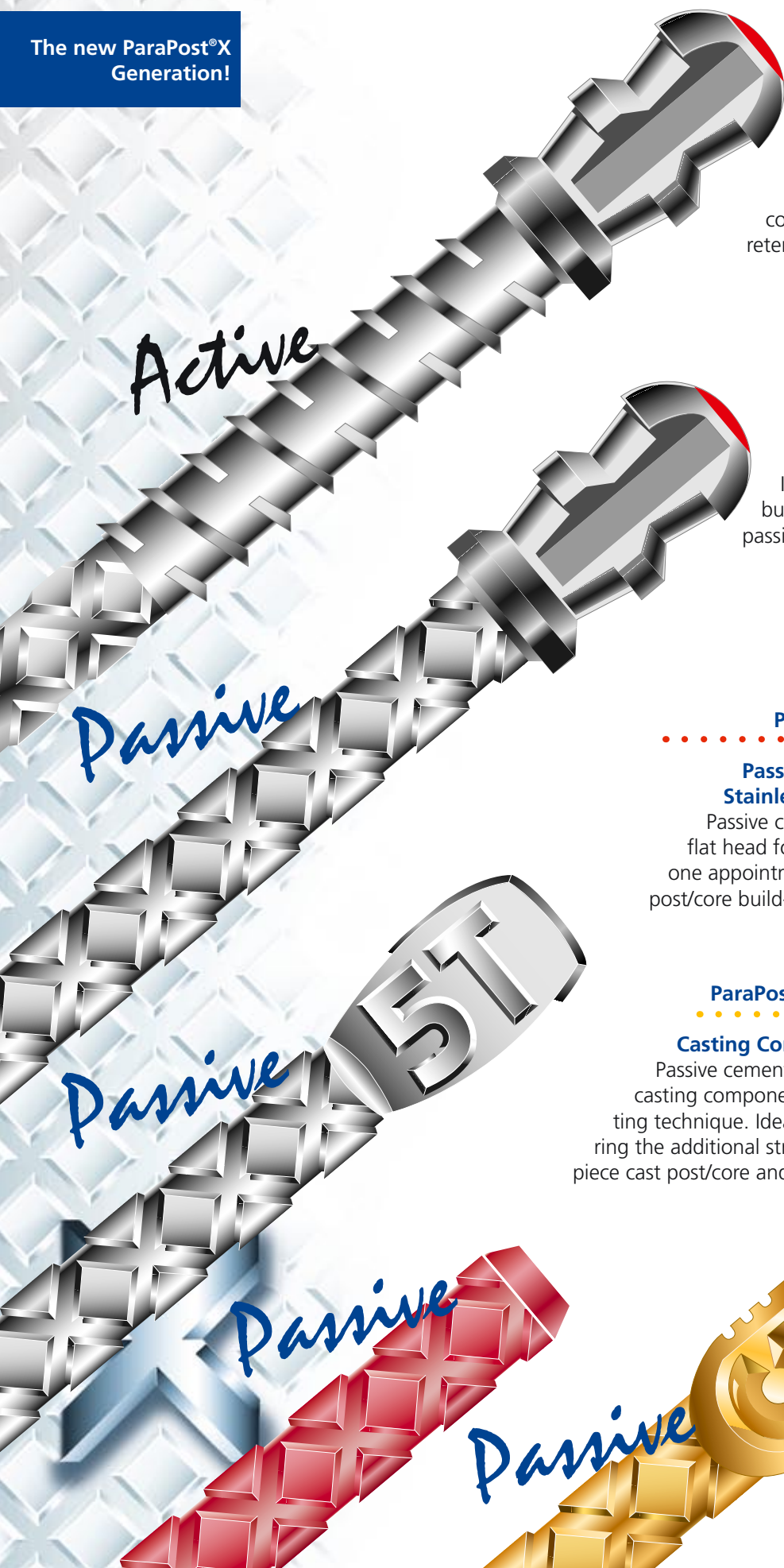
ParaPost® X System

**A complete family
of posts for any clinical situation!**

coltène 
whaledent®

A complete family of p

The new ParaPost®X Generation!



ParaPost®XT

Threaded, Titanium Alloy Post

Threaded, parallel-sided post with rounded, undercut head for direct post/core build-ups in one appointment. Ideal for glass ionomer/composite core build-ups which require XTra retention and XTra safety.

ParaPost®XH

Passive, Titanium Alloy Post

Passive cemented, parallel-sided post with rounded, undercut head for direct post/core build-ups in one appointment. Ideal for glass ionomer/composite core build-ups which require the safety of a passive post.

ParaPost®XP

Passive, Titanium Alloy or Stainless Steel Post

Passive cemented, parallel-sided post with flat head for direct post/core build-ups in one appointment. Ideal for multi-rooted post/core build-ups.

ParaPost®XP

Casting Components

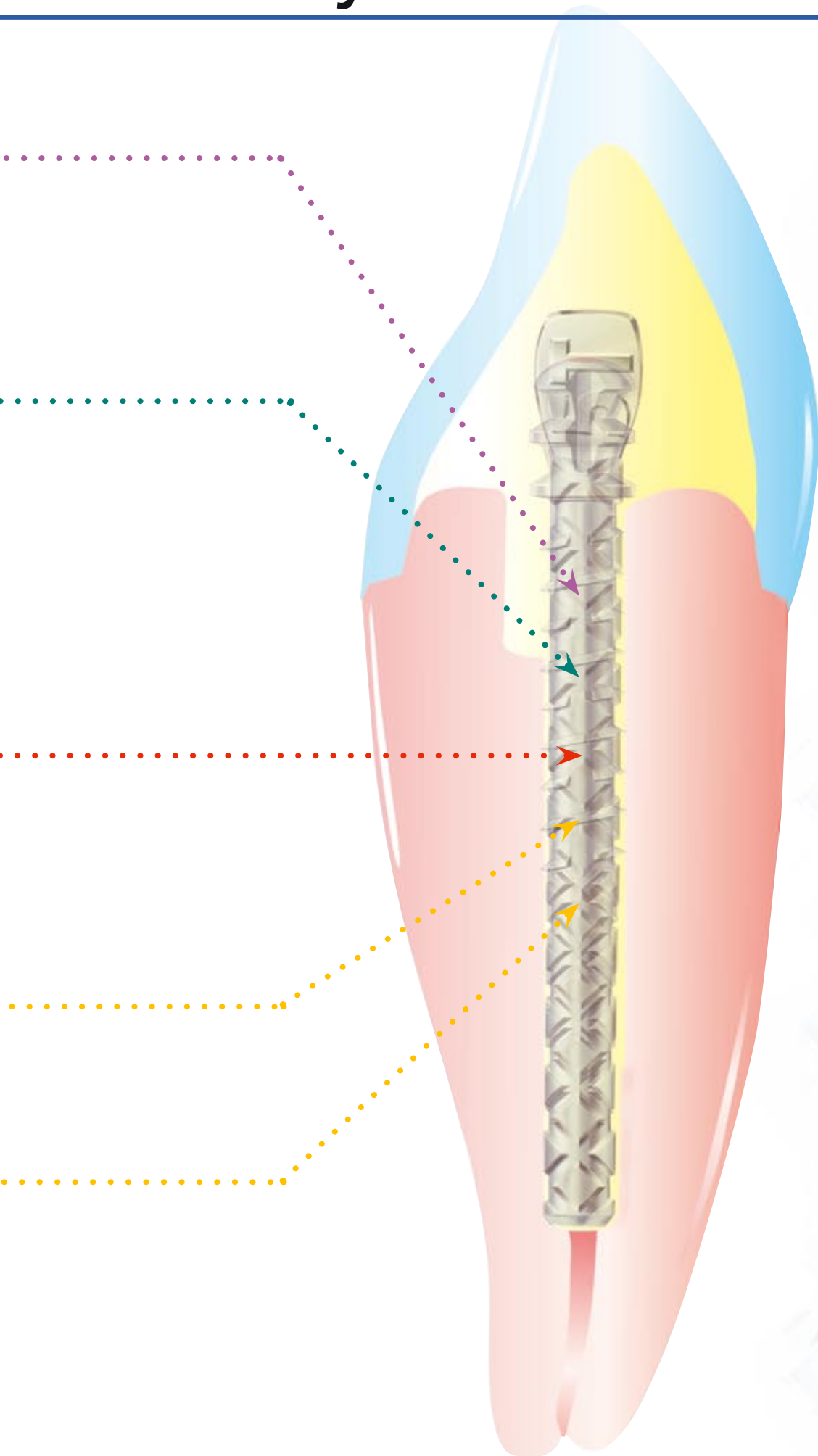
Passive cemented, parallel-sided, prefabricated casting components for the direct/indirect casting technique. Ideal for clinical situations requiring the additional strength of a precise, one-piece cast post/core and choice of alloy.

ParaPost®XP

Gold Posts

Passive cemented, parallel-sided gold posts for the direct/indirect casting technique. Ideal for cast post/cores that require the most precise fit and optimum resistance to oblique forces.

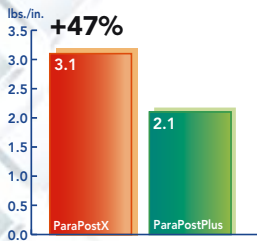
Costs for any clinical situation!



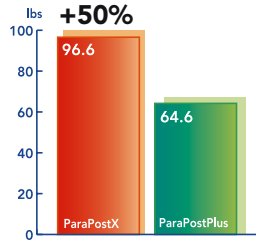
If you are now using
ParaPost® or
ParaPost® Plus® ...

Consider the improvements offered by ParaPost®X System...

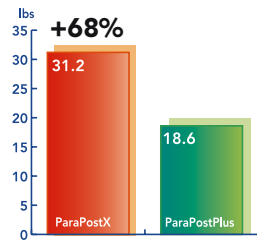
RESISTANCE TO ROTATION (1)



TENSILE RETENTION (2)



RESISTANCE TO OBLIQUE FORCES (3)



Source: Lucius Pitkin Inc., Consulting Engineers, Testing Laboratories

WHAT MAKES PARAPOST® X POSTS SO RESISTANT TO OBLIQUE FORCES?

It's a combination of our new unique
manufacturing technique...



Fig. 1




Fig. 2

(Fig. 1) The raised diamond-shape retention pattern is made by a unique cold-forming process which produces an uninterrupted fibrous grain structure in the alloy, increasing the post resistance to oblique forces.

(Fig. 2) Traditional machined retention patterns produce an interrupted grain structure in the alloy, reducing the post resistance to oblique forces.

...and our diamond-shape retention pattern.

(Fig. 3) The raised diamond-shape retention pattern has a larger cross-sectional area at any point along the entire post length, providing greater resistance to oblique forces.

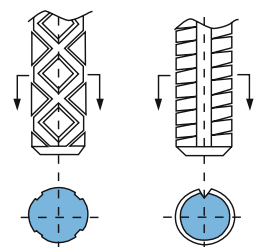


Fig. 3

Fig. 4

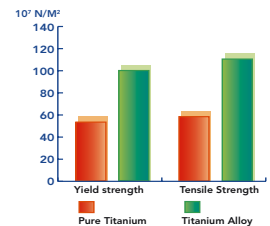
(Fig. 4) Traditional circular retention patterns have a smaller cross-sectional area at each groove, which concentrates oblique forces toward the inner areas, reducing the post resistance to oblique forces.

...and these additional features.



ParaPost®X System Drills are
lasermarked at 7, 9 and
11 mm

Size 3	(.036"/0.90 mm)
Size 4	(.040"/1.00 mm)
Size 4.5	(.045"/1.14 mm)
Size 5	(.050"/1.25 mm)
Size 5.5	(.055"/1.40 mm)
Size 6	(.060"/1.50 mm)
Size 7	(.070"/1.75 mm)



ParaPost®X Posts are made from
Ti6AL4V titanium alloy which is
twice as strong as pure titanium
and used for high stress-bearing
implant parts (ie. hip joints, dental
abutment retaining screws)

ParaPost®X System

One-Office-Visit Technique

If you are now using
ParaPost® or
ParaPost® Plus®...



Consider the advantages of ParaPost®XP:

1. Standard ParaPost® flat head is ideal for multi-rooted core build-ups.

2. Patented, raised diamond-shape retention pattern provides:

GREATER RESISTANCE TO ROTATION (1)

47% more resistant to rotation than ParaPost® Plus.

SUPERIOR TENSILE RETENTION (2)

50% more tensile retention than ParaPost® Plus.

IMPROVED CEMENT VENTING

Multiple cement venting channels for improved venting of excess cement.

3. Unique manufacturing technique provides:

INCREASED RESISTANCE TO OBLIQUE FORCES (3)

68% more resistant to oblique forces than ParaPost® Plus.

4. ParaPost®XP posts are available in your choice of:

TITANIUM ALLOY OR STAINLESS STEEL



**Durable colour-coded,
compact organizer**



ParaPost®X System

One-Office-Visit Technique

If you are now using
glass ionomer
or composite core
materials...



Consider the advantages of ParaPost®XH:

1. Rounded edges of the head minimize stress points that could lead to core failure.
2. Undercut, slotted head securely locks-on glass ionomer and composite core materials firmly and easily.
3. Patented, raised diamond-shape retention pattern, which is identical to ParaPost®XP, provides maximum retention with the additional safety of a passive post.

ParaPost®XH offers the same high level of retention and safety that you have experienced with ParaPost® Unity Posts, PLUS...

SMALLER, ANATOMICALLY-SHAPED HEAD

Reduces the need for additional trimming of the post head.

MORE RETENTIVE HEAD

Additional undercuts facilitate "locking-on" of glass ionomer and composite core build-ups.



**Durable, colour-coded,
compact organizer**





ParaPost®X System

One-Office-Visit Technique

If you are now using
an active
threaded post...



Consider the advantages of ParaPost®XT: XTra retention with XTra safety!

1. Rounded edges of the head minimize stress points that could lead to core failure.
2. Undercut, slotted head securely locks-on glass ionomer and composite core materials firmly and easily.
3. Broad, flat shoulder stop provides security against over-insertion and the build-up of apical stress.
4. Patented, low-profile, threads cut a clear path through the dentin, minimizing insertional stress. The interruptions permit venting of excess cement and dentin debris to relieve hydrostatic pressure.
5. Threads are located only in the stronger coronal section where root canal walls are able to withstand greater mechanical retentive forces.
6. Passive, raised diamond-shape retention pattern in the apical section where root canal walls are more sensitive to fracture, provides additional retention and greater resistance against rotation.
7. Parallel-sides distribute functional stress equally along the entire length of the post.



**Durable, colour-coded,
compact organizer**

If you are now
custom casting ...

Why do opinion leaders recommend and use the ParaPost® Casting System?

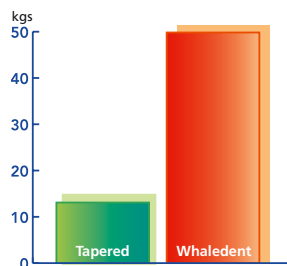
BECAUSE THEY GET CASTINGS THAT FIT THE FIRST TIME WITHOUT ADJUSTMENTS!

Only ParaPost® casting components provide a precision fit through each step of the casting technique. Each component (drills, gold posts, burn-out posts, impression posts, temporary posts) has been carefully calibrated to preserve the dimensions of the post space, provide an optimum cement film thickness and eliminate the problems associated with undercuts.

- The result:**
- **First time fit**
 - **No time-consuming adjustments**
 - **No costly remakes**

BECAUSE THEY GET CASTINGS THAT ARE UP TO 230% MORE RETENTIVE!

Research indicates that parallel-sided posts with a serrated surface provide more retention than either a smooth parallel-sided post or smooth tapered post, which is typical of most custom castings.



Caputo, A.A.; Stanley, J.P.; Biomechanics in Clinical Dentistry, Quintessence Publishing Co. Inc. p. 196, 1987.

BECAUSE PARALLEL-SIDED PARAPOST® CASTINGS OFFER GREATER SAFETY!

Parallel-sided ParaPost® castings evenly distribute functional forces eliminating the wedging effect of tapered cast posts. According to one university study, "parallel-sided, serrated dowels were the most clinically successful intra-coronal reinforcement. The cast ParaPost® and Core Technique with a 100% success rate was slightly more successful than ParaPost® and amalgam or composite resin core technique with a 97.7% success rate. The clinical success rate of tapered cast dowels and cores (87.3%) was less than endodontically treated teeth without intra-coronal reinforcement."

Method	Total %	Success N° %	Failure N° %
Cast ParaPost® & Core	38 3.0	38 100	0 0
ParaPost® & Amalgam or Composite Resin Core	132 10.4	129 97.7	3 2.3
No Reinforcement	838 65.4	748 89.9	84 10.1
Pin-Composite Resin Core	13 1.0	12 92.3	1 7.7
Tapered Cast Dowel and Core	245 19.2	214 87.3	31 12.7
Pin-Amalgam Core	8 0.6	6 75.0	2 25.0
Threaded Post	5 0.4	3 60.0	2 40.0


Sorensen, J.A.; Martinoff, J.T.; "Clinically significant factors in dowel design". *Journal of Prosthetic Dentistry*: 52 (1): 28-35, July 1984



ParaPost®X System

Casting Technique

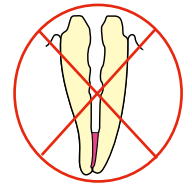
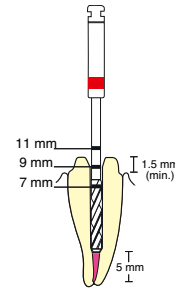
If you are now
custom casting ...



Consider why the ParaPost®XP Casting System is superior to custom casting...

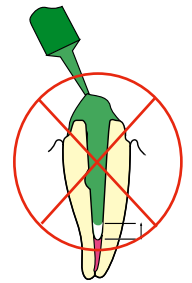

PREDICTABILITY

The same preparation technique as the One-Office-Visit technique is used. Starting with the ParaPost®X Drill that corresponds to the last Gates-Glidden or Peeso Drill used, gradually step up to the next larger drill until the preplanned diameter and depth are achieved.



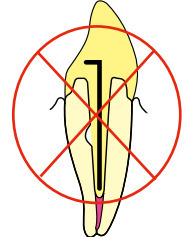
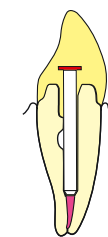
ACCURACY

A corresponding plastic impression post is used to take the impression. This eliminates the need to fill the post space with impression material and ensures replication of the entire length of the post space without any undercuts.



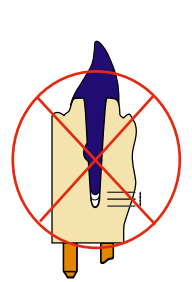
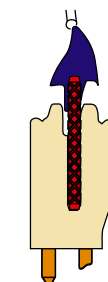
PRECISION

The precision-fit of the aluminum temporary post allows the temporary restoration to be placed without temporary cement on the post itself. This permits easy removal of the temporary restoration, eliminates time consuming removal of temporary cement from the post space and preserves the integrity of the post space preparation.



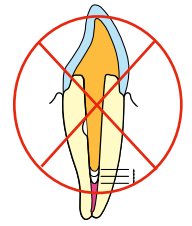
RETENTION

On the master model, the impression post is replaced with either a corresponding burn-out or gold post. This provides a precise post pattern with a retention pattern and venting channels; and replicates the entire length of the post space eliminating the need to fill the post space with wax and avoids breakage of the wax post/core build-up during removal.



CLINICAL SUCCESS

The result is a predictable and precise fitting cast post and core which eliminates the need for adjustments and remakes.



ParaPost®X System

Casting Technique

If you are now casting with prefabricated casting components...

Consider why the ParaPost®XP is superior to any other casting system...

It all starts with our patented plastic burn-out posts...

GREATER SAFETY

Parallel-sided castings evenly distribute functional stress while eliminating the wedging effect of tapered cast posts.

INCREASED RETENTION

Parallel-sided, raised diamond-shape retention pattern, which is incorporated into the cast post, provides additional retention and greater resistance against rotation.

SAFER CEMENTATION

Multiple venting channels allow an easy escape of excess cement preventing the build-up of apical hydrostatic pressure.

EASY AND RELIABLE IDENTIFICATION

All components in the system are colour-coded to the drills, ensuring accurate matching of posts to drills.

Each component of the ParaPost®XP Casting System provides additional value!



ParaPost®X System Drills



- Depth-calibrated drills for precise channel depth measurement (7, 9, 11mm from apical end).
- Colour-coded for quick and reliable identification.
- Non-end cutting for low perforation risk.
- Precisely matched to each post for optimal cement film thickness.

ParaPost®XP Impression Posts plastic



- Precise, time-saving impressions.
- Impression of entire length of post space without undercuts.
- Colour-coded for easy identification of post sizes.

ParaPost®XP Temporary Posts titanium



- Secure retention of temporary crowns.
- Friction grip for snug placement, eliminating the need for temporary cement in the canal.
- Avoids time-consuming removal of temporary cement from post space, preserving the diameter of post space preparation.
- Colour-coded for quick and reliable identification.



ParaPost®X System

Casting Technique

If you are now casting with gold posts...




The advantages of ParaPost®XP Gold Posts:

The unique manufacturing technique:



ParaPost®XP Gold Posts:

The retention pattern has been cold-formed: the grain structure is uninterrupted following the retention pattern with no evidence of recrystallization after the core has been casted to the post. **Result:** Increased strength and resistance to fracture.



Competitive Gold Posts:

The retention grooves have been machined: the grain structure is interrupted with initial signs of recrystallization after the core has been casted to the post.

Result: Reduced strength and resistance to fracture.

Alloy Content:			
No-Ox Alloy		G-Alloy	
Pt	39.5%	Pt	39%
Au	10.0%	Au	60%
Pd	26.0%	Ir	1%
Ag	24.5%		
Physical Properties:			
	No-Ox Alloy	G-Alloy	
Melting area (°C)	1280-1350	1350 - 1500	
Density (g/cm³)	14.6	20.1	
Hardness (NV 5/30)	5	8	

Well-proven, reliable precious alloys:

No-Ox Alloy: original ParaPost® alloy successfully used for over 25 years.

G-Alloy: gold/platinum alloy compatible with palladium- and silver-free alloys.

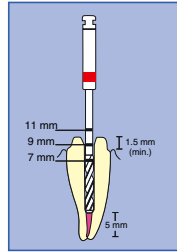


ParaPost®X System

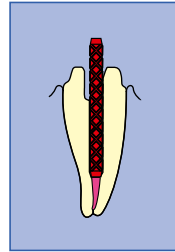
Casting Technique

The ParaPost®XP
direct and indirect
casting technique ...

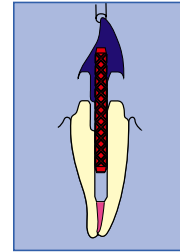
Direct Casting Technique using ParaPost®XP Casting Components



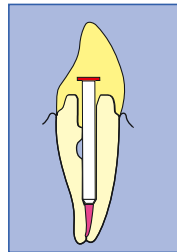
1. Prepare canal




2. Place Gold Post or Burn-Out Post



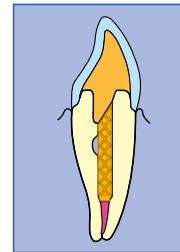
3. Build-up resin pattern



4. Fabricate temporary crown using a Temporary Post

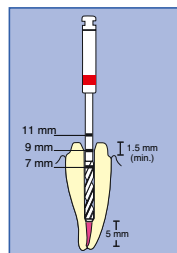


5. Sprue, invest and cast (lab procedure)

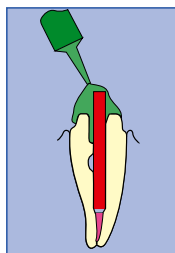


6. Cement final restoration

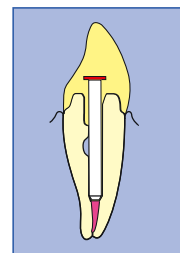
Indirect Casting Technique using ParaPost®XP Casting Components



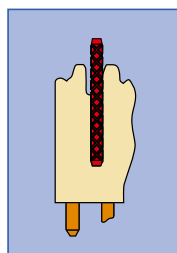
1. Prepare canal



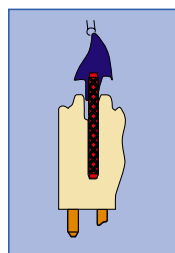
2. Take impression using Impression Post



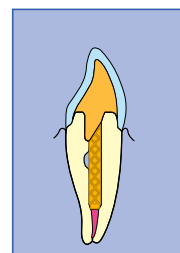
3. Fabricate temporary crown using a Temporary Post



4. Pour master model



5. Substitute with Gold Post or Burn-Out Post; sprue, invest and cast (lab procedure)

















6. Cement final restoration

ParaPost® X System

Conversion Table

Conversion Table

One-Office-Visit Technique	whaledent ParaPost® System® passive cemented	whaledent ParaPost® Plus® passive cemented	whaledent ParaPost® Unity passive cemented	whaledent ParaPost® XP passive cemented	whaledent ParaPost® XH passive cemented	whaledent ParaPost® XT threaded, passive cemented	
Introductory Kits		 P 260 / P 260T	 P 560T	 P 780 o P 780T	 P 880	 P 680T	
Color-Coding Sizes Diameter in mm	 3 4 4.5 5 5.5 6 7 0.9 1.0 1.14 1.25 1.40 1.50 1.75	 3 4 4.5 5 5.5 6 7 0.9 1.0 1.14 1.25 1.40 1.50 1.75	 3 4 5 6 7 0.9 1.0 1.25 1.50 1.75	 3 4 4.5 5 5.5 6 7 0.9 1.0 1.14 1.25 1.40 1.50 1.75	 3 4 4.5 5 5.5 6 7 0.9 1.0 1.14 1.25 1.40 1.50 1.75	 3 4 4.5 5 5.5 6 0.9 1.0 1.14 1.25 1.40 1.50	
Drills	see XP	see XP	3 pcs. EP 542 3 EP 542 4 EP 542 4.5 EP 542 5 EP 542 5.5 EP 542 6 EP 542 7	3 pcs. P 42 3 P 42 4 P 42 4.5 P 42 5 P 42 5.5 P 42 6 P 42 7	see XP	3 pcs. P 623 0 P 624 0 P 624 5 P 625 0 P 625 5 P 626 0	
Titanium Posts	12 pcs. 30 pcs. EP 84 3 EP 84 3B EP 84 4 EP 84 4B EP 84 4.5 EP 84 4.5B EP 84 5 EP 84 5B EP 84 5.5 EP 84 5.5B EP 84 6 EP 84 6B EP 84 7 EP 84 7B	12 pcs. 30 pcs. EP 284 3 EP 284 3B EP 284 4 EP 284 4B EP 284 4.5 EP 284 4.5B EP 284 5 EP 284 5B EP 284 5.5 EP 284 5.5B EP 284 6 EP 284 6B EP 284 7 EP 284 7B	12 pcs. 30 pcs. EP 584 3 EP 584 3B EP 584 4 EP 584 4B EP 584 5 EP 584 5B EP 584 6 EP 584 6B EP 584 7 EP 584 7B	12 pcs. 30 pcs. EP 784 3 EP 784 3B EP 784 4 EP 784 4B EP 784 4.5 EP 784 4.5B EP 784 5 EP 784 5B EP 784 5.5 EP 784 5.5B EP 784 6 EP 784 6B EP 784 7 EP 784 7B	12 pcs. 30 pcs. EP 88 3 EP 88 3B EP 88 4 EP 88 4B EP 88 4.5 EP 88 4.5B EP 88 5 EP 88 5B EP 88 5.5 EP 88 5.5B EP 88 6 EP 88 6B EP 88 7 EP 88 7B	10 pcs. 30 pcs. P 683 0 P 683 0B P 684 0 P 684 0B P 684 5 P 684 5B P 685 0 P 685 0B P 685 5 P 685 5B P 686 0 P 686 0B	
Stainless Steel Posts	12 pcs. 30 pcs. EP 44 3 EP 44 3B EP 44 4 EP 44 4B EP 44 4.5 EP 44 4.5B EP 44 5 EP 44 5B EP 44 5.5 EP 44 5.5B EP 44 6 EP 44 6B EP 44 7 EP 44 7B	12 pcs. 30 pcs. EP 244 3 EP 244 3B EP 244 4 EP 244 4B EP 244 4.5 EP 244 4.5B EP 244 5 EP 244 5B EP 244 5.5 EP 244 5.5B EP 244 6 EP 244 6B EP 244 7 EP 244 7B		12 pcs. 30 pcs. EP 744 3 EP 744 3B EP 744 4 EP 744 4B EP 744 4.5 EP 744 4.5B EP 744 5 EP 744 5B EP 744 5.5 EP 744 5.5B EP 744 6 EP 744 6B EP 744 7 EP 744 7B			

Casting Technique	whaledent ParaPost® System® passive cemented	whaledent ParaPost® Unity passive cemented	whaledent ParaPost® XP passive cemented
Introductory Kits	 P 62 / P 61	 P 561	 P 781
Impression Posts	20 pcs. 50 pcs. P 43 3 P 43 3B P 43 4 P 43 4B P 43 4.5 P 43 4.5B P 43 5 P 43 5B P 43 5.5 P 43 5.5B P 43 6 P 43 6B P 43 7 P 43 7B	12 pcs. 30 pcs. EP 543 3 EP 543 3B EP 543 4 EP 543 4B EP 543 5 EP 543 5B EP 543 6 EP 543 6B EP 543 7 EP 543 7B	20 pcs. 50 pcs. P 743 3 P 743 3B P 743 4 P 743 4B P 743 4.5 P 743 4.5B P 743 5 P 743 5B P 743 5.5 P 743 5.5B P 743 6 P 743 6B P 743 7 P 743 7B
Temporary Posts	20 pcs. P 46 3 P 46 4 P 46 4.5 P 46 5 P 46 5.5 P 46 6 P 46 7	12 pcs. 30 pcs. EP 546 3 EP 546 3B EP 546 4 EP 546 4B EP 546 5 EP 546 5B EP 546 6 EP 546 6B EP 546 7 EP 546 7B	20 pcs. P 746 3 P 746 4 P 746 4.5 P 746 5 P 746 5.5 P 746 6 P 746 7
Lab Burn-Out Posts	10 pcs. 25 pcs. P 51 3 P 51 3B P 51 4 P 51 4B P 51 4.5 P 51 4.5B P 51 5 P 51 5B P 51 5.5 P 51 5.5B P 51 6 P 51 6B P 51 7 P 51 7B	12 pcs. 30 pcs. EP 551 3 EP 551 3B EP 551 4 EP 551 4B EP 551 5 EP 551 5B EP 551 6 EP 551 6B EP 551 7 EP 551 7B	10 pcs. 25 pcs. P 751 3 P 751 3B P 751 4 P 751 4B P 751 4.5 P 751 4.5B P 751 5 P 751 5B P 751 5.5 P 751 5.5B P 751 6 P 751 6B P 751 7 P 751 7B
Gold Posts	No-Ox Alloy 1 pc. 5 pcs. P 52 3 P 52 3B P 52 4 P 52 4B P 52 5 P 52 5B P 52 6 P 52 6B P 52 7 P 52 7B	G-Post Alloy 1 pc. 5 pcs. P 554 3 P 554 3B P 554 4 P 554 4B P 554 4.5 P 554 4.5B P 554 5 P 554 5B P 554 5.5 P 554 5.5B P 554 6 P 554 6B P 554 7 P 554 7B No-Ox Alloy 1 pc. 5 pcs. P 552 3 P 552 3B P 552 4 P 552 4B P 552 4.5 P 552 4.5B P 552 5 P 552 5B P 552 5.5 P 552 5.5B P 552 6 P 552 6B P 552 7 P 552 7B	G-Post Alloy 1 pc. 5 pcs. P 754 3 P 754 3B P 754 4 P 754 4B P 754 4.5 P 754 4.5B P 754 5 P 754 5B P 754 5.5 P 754 5.5B P 754 6 P 754 6B P 754 7 P 754 7B No-Ox Alloy 1 pc. 5 pcs. P 752 3 P 752 3B P 752 4 P 752 4B P 752 4.5 P 752 4.5B P 752 5 P 752 5B P 752 5.5 P 752 5.5B P 752 6 P 752 6B P 752 7 P 752 7B



ParaPost®X System

One-Office-Visit Technique

Ordering
Information



ParaPost®X System Introductory Kits

P 780	ParaPost®XP System One Office Visit Kit Stainless Steel Posts	
3	ø 0.90 mm Brown	4 pcs.
4	ø 1.00 mm Yellow	5 pcs.
4.5	ø 1.14 mm Blue	5 pcs.
5	ø 1.25 mm Red	5 pcs.
5.5	ø 1.40 mm Purple	2 pcs.
6	ø 1.50 mm Black	2 pcs.
7	ø 1.75 mm Green	2 pcs.
	ParaPost® X Drills	7 pcs.
	Univ. Hand Driver	1 pc.

P 880	ParaPost®XH System One Office Visit Kit Titanium Alloy Posts	
3	ø 0.90 mm Brown	4 pcs.
4	ø 1.00 mm Yellow	5 pcs.
4.5	ø 1.14 mm Blue	5 pcs.
5	ø 1.25 mm Red	5 pcs.
5.5	ø 1.40 mm Purple	2 pcs.
6	ø 1.50 mm Black	2 pcs.
7	ø 1.75 mm Green	2 pcs.
	ParaPost® X Drills	7 pcs.
	Univ. Hand Driver	1 pc.

P 780T	ParaPost®XP System One Office Visit Kit Titanium Alloy Posts	
3	ø 0.90 mm Brown	4 pcs.
4	ø 1.00 mm Yellow	5 pcs.
4.5	ø 1.14 mm Blue	5 pcs.
5	ø 1.25 mm Red	5 pcs.
5.5	ø 1.40 mm Purple	2 pcs.
6	ø 1.50 mm Black	2 pcs.
7	ø 1.75 mm Green	2 pcs.
	ParaPost® X Drills	7 pcs.
	Univ. Hand Driver	1 pc.

P 680T	ParaPost®XT System One Office Visit Kit Titanium Alloy Posts	
3	ø 0.90 mm Brown	3 pcs.
4	ø 1.00 mm Yellow	5 pcs.
4.5	ø 1.14 mm Blue	5 pcs.
5	ø 1.25 mm Red	5 pcs.
5.5	ø 1.40 mm Purple	4 pcs.
6	ø 1.50 mm Black	3 pcs.
	ParaPost® XT Drills	6 pcs.
	Univ. Hand Driver	1 pc.
	Metal Wrench A for sizes 3, 4, 4.5	1 pc.
	Metal Wrench B for sizes 5, 5.5, 6	1 pc.

P 781	ParaPost®XP System Casting Technique Kit	
	Impression Posts	25 pcs.
	Temporary Posts	25 pcs.
	Burn-Out Posts	25 pcs.
	ParaPost® X Drills	7 pcs.

Accessories		
L 590	Universal Hand Driver	1 pc.
L 594	ParaPost®XT Metal Wrench A for sizes 3, 4, 4.5	1 pc.
L 595	ParaPost®XT Metal Wrench B for sizes 5, 5.5, 6	1 pc.
L 596	ParaPost®XT Metal Wrench A + B	2 pcs.





ParaPost®X System - Post Refills

ParaPost®XP System - Stainless Steel Posts

	12 pcs.	30 pcs.
ø 0.90 mm Brown	EP 744 3	EP 744 3B
ø 1.00 mm Yellow	EP 744 4	EP 744 4B
ø 1.14 mm Blue	EP 744 4.5	EP 744 4.5B
ø 1.25 mm Red	EP 744 5	EP 744 5B
ø 1.40 mm Purple	EP 744 5.5	EP 744 5.5B
ø 1.50 mm Black	EP 744 6	EP 744 6B
ø 1.75 mm Green	EP 744 7	EP 744 7B

ParaPost®XP System - Titanium Alloy Posts

	12 pcs.	30 pcs.
ø 0.90 mm Brown	EP 784 3	EP 784 3B
ø 1.00 mm Yellow	EP 784 4	EP 784 4B
ø 1.14 mm Blue	EP 784 4.5	EP 784 4.5B
ø 1.25 mm Red	EP 784 5	EP 784 5B
ø 1.40 mm Purple	EP 784 5.5	EP 784 5.5B
ø 1.50 mm Black	EP 784 6	EP 784 6B
ø 1.75 mm Green	EP 784 7	EP 784 7B

ParaPost®XH System - Titanium Alloy Posts

	12 pcs.	30 pcs.
ø 0.90 mm Brown	EP 88 3	EP 88 3B
ø 1.00 mm Yellow	EP 88 4	EP 88 4B
ø 1.14 mm Blue	EP 88 4.5	EP 88 4.5B
ø 1.25 mm Red	EP 88 5	EP 88 5B
ø 1.40 mm Purple	EP 88 5.5	EP 88 5.5B
ø 1.50 mm Black	EP 88 6	EP 88 6B
ø 1.75 mm Green	EP 88 7	EP 88 7B

ParaPost®XT System - Titanium Alloy Posts

	10 pcs.	30 pcs.
ø 0.90 mm Brown	P 683 0	P 683 0B
ø 1.00 mm Yellow	P 684 0	P 684 0B
ø 1.14 mm Blue	P 684 5	P 684 5B
ø 1.25 mm Red	P 685 0	P 685 0B
ø 1.40 mm Purple	P 685 5	P 685 5B
ø 1.50 mm Black	P 686 0	P 686 0B

ParaPost®XP System - Plastic Impression Posts

	20 pcs.	50 pcs.
ø 0.90 mm Brown	P 743 3	P 743 3B
ø 1.00 mm Yellow	P 743 4	P 743 4B
ø 1.14 mm Blue	P 743 4.5	P 743 4.5B
ø 1.25 mm Red	P 743 5	P 743 5B
ø 1.40 mm Purple	P 743 5.5	P 743 5.5B
ø 1.50 mm Black	P 743 6	P 743 6B
ø 1.75 mm Green	P 743 7	P 743 7B

ParaPost®XP System - Titanium Temporary Posts

	20 pcs.
ø 0.90 mm Brown	P 746 3
ø 1.00 mm Yellow	P 746 4
ø 1.14 mm Blue	P 746 4.5
ø 1.25 mm Red	P 746 5
ø 1.40 mm Purple	P 746 5.5
ø 1.50 mm Black	P 746 6
ø 1.75 mm Green	P 746 7

ParaPost®XP System - Nickel-Silver Posts

	10 pcs.
ø 0.90 mm Brown	P 753 3
ø 1.00 mm Yellow	P 753 4
ø 1.14 mm Blue	P 753 4.5
ø 1.25 mm Red	P 753 5
ø 1.40 mm Purple	P 753 5.5
ø 1.50 mm Black	P 753 6
ø 1.75 mm Green	P 753 7

ParaPost®XP System - Plastic Lab Burn-Out Posts

	10 pcs.	25 pcs.	100 pcs.
ø 0.90 mm Brown	P 751 3	P 751 3B	P 751 3E
ø 1.00 mm Yellow	P 751 4	P 751 4B	P 751 4E
ø 1.14 mm Blue	P 751 4.5	P 751 4.5B	P 751 4.5E
ø 1.25 mm Red	P 751 5	P 751 5B	P 751 5E
ø 1.40 mm Purple	P 751 5.5	P 751 5.5B	P 751 5.5E
ø 1.50 mm Black	P 751 6	P 751 6B	P 751 6E
ø 1.75 mm Green	P 751 7	P 751 7B	P 751 7E

Drill Refills

ø 0.90 mm Brown	P 42 3
ø 1.00 mm Yellow	P 42 4
ø 1.14 mm Blue	P 42 4.5
ø 1.25 mm Red	P 42 5
ø 1.40 mm Purple	P 42 5.5
ø 1.50 mm Black	P 42 6
ø 1.75 mm Green	P 42 7
Assorted (6 pcs.)	P 42 A

ParaPost®X Drills (two-fluted) 3 pcs.

ø 0.90 mm Brown	P 623 0
ø 1.00 mm Yellow	P 624 0
ø 1.14 mm Blue	P 624 5
ø 1.25 mm Red	P 625 0
ø 1.40 mm Purple	P 625 5
ø 1.50 mm Black	P 626 0
ø 1.75 mm Green	P 627 0
Assorted (6 pcs.)	P 628 A

ParaPost®XT Drills (three-fluted) 3 pcs.

ø 0.90 mm Brown	P 623 0
ø 1.00 mm Yellow	P 624 0
ø 1.14 mm Blue	P 624 5
ø 1.25 mm Red	P 625 0
ø 1.40 mm Purple	P 625 5
ø 1.50 mm Black	P 626 0
ø 1.75 mm Green	N/A
Assorted (6 pcs.)	P 682 A

ParaPost®XP System - No-Ox-Alloy Gold Posts

	1 pc.	5 pcs.
ø 0.90 mm Brown	P 752 3	P 752 3B
ø 1.00 mm Yellow	P 752 4	P 752 4B
ø 1.14 mm Blue	P 752 4.5	P 752 4.5B
ø 1.25 mm Red	P 752 5	P 752 5B
ø 1.40 mm Purple	P 752 5.5	P 752 5.5B
ø 1.50 mm Black	P 752 6	P 752 6B
ø 1.75 mm Green	P 752 7	P 752 7B

ParaPost®XP System - G-Alloy Gold Posts

	1 pc.	5 pcs.
ø 0.90 mm Brown	P 754 3	P 754 3B
ø 1.00 mm Yellow	P 754 4	P 754 4B
ø 1.14 mm Blue	P 754 4.5	P 754 4.5B
ø 1.25 mm Red	P 754 5	P 754 5B
ø 1.40 mm Purple	P 754 5.5	P 754 5.5B
ø 1.50 mm Black	P 754 6	P 754 6B
ø 1.75 mm Green	P 754 7	P 754 7B



The X Generation



www.coltenewhaledent.com
© 2004 Coltène/Whaledent

Coltène/Whaledent Ltd.
The President Suite-A
Kendal House, Burgess Hill
Victoria Way
West Sussex, RH15 9NF/U.K.
Tel. +44 (0)1444 235486
Fax +44 (0)1444 870640
hq@coltenewhaledent.co.uk

Coltène/Whaledent AG
Feldwiesenstrasse 20
9450 Altstätten/Switzerland
Tel. +41 (0)71 757 53 00
Fax +41 (0)71 757 53 01
office@coltenewhaledent.ch

Coltène/Whaledent Inc.
235 Ascot Parkway
Cuyahoga Falls, Ohio 44223/USA
Tel. +1 330 916 8800
Fax +1 330 916 7077
productinfo@coltenewhaledent.com

coltène 
whaledent®